



District Report Card: 2017


State: Assam	District: Sibsagar
Class: 5	Subject: Language
Schools: 61	Students: 768


Participation/Coverage


Students

<div>GENDER</div> <div></div>	Boys				Girls			
	Number		%		Number		%	
	377		49.09		391		50.91	

<div>AREA</div> <div></div>	Rural				Urban			
	Number		%		Number		%	
	684		89.06		84		10.94	

<div>CATEGORY</div> <div></div>	SC		ST		OBC		GEN	
	Number	%	Number	%	Number	%	Number	%
	37	4.82	41	5.34	576	75.00	114	14.84

<div>CWSN</div> <div></div>	LD	VI	HI	S&LD	ID	Oth
	0	2	2	1	0	0

<div>Management</div> <div></div>	Government			Government-aided		
	Number		%	Number		%
	768		100.00	0		0.00

Average Performance of Students in Language (%)

Overall	Gender		Area		Management		Social Group			
	Male	Female	Rural	Urban	Govt.	Aided	SC	ST	OBC	GEN
57.39	56.64	58.11	56.82	61.98	57.39	0.00	56.76	49.27	56.66	64.21

Performance on Learning Outcomes (LOs)

Learning Outcomes	Description	Average Performance(%)
L504	Reads and comprehends independently storybooks, news items/ headlines, advertisements etc.	56.88
L508	Reads text with comprehension, locates details and sequence of events	57.64

Range of Performance of Students who Answered Correctly							
Below 30%		30% - 50%		50% - 75%		Above 75%	
Number	%	Number	%	Number	%	Number	%
72	9.38	187	24.35	392	51.04	117	15.23

Lowest Performing Learning Outcomes (LOs)

- 1 - Reads and comprehends independently storybooks, news items/ headlines, advertisements etc. (56.88)
- 2 - Reads text with comprehension, locates details and sequence of events (57.64)